

TRES|PA[®]



Trespa[®]TopLab[®] Range
UK Stock

■ PERFORMANCE

■ RELIABILITY

■ DESIGN

Trespa® Timeline

1967

Trespa launches Trespa Volkern, a 12mm thick, fully homogeneous and strong laminate ideal for desktops.

1984

Trespa introduces "Dry Forming", a new patented production technology for core materials based on natural fibres and phenolic resin.

1987

The development and patent of the Electron Beam Curing (EBC 1) technology allows Trespa to switch from a melamine surface to a high quality coating system; making panels more durable with high colour stability.

1994

Trespa Sanitary, Trespa Furniture and Trespa Laboratory are replaced by Trespa® Athlon® and Trespa® TopLab®.

1995

Trespa® Athlon® and Trespa® TopLab® commence distribution within the UK market.

1999

Launch of Trespa® TopLab® PLUS, high-performing surfaces for laboratory worktops.

2001

A 30-compartment press at Trespa is put into production - the largest press in the world at that time.

2010

Trespa create a dedicated Scientific Surface Solutions team.

2014

Trespa® Athlon® and Trespa® Virtuon® are re-branded as Trespa® TopLab® BASE and Trespa® TopLab® VERTICAL.

2015

Introduction of the next generation of Electron Beam Curing (EBC 2); the in-house developed, fast, non-thermal curing method which uses high-energy electrons at a controlled rate to cure special surfaces. The result is a closed surface with excellent smoothness, cleanability and chemical resistance.

2016

Trespa provide an extended 10 year warranty to TopLab products. Grey Core is also introduced to the TopLab range.

2018

18 NEW TopLab® colours are added to the range.



Trespa® TopLab®

Trespa TopLab offers 3 different product lines developed specifically for the most demanding functional and scientific applications. Combining the essential requirements of long-lasting surface hygiene, impact and scratch resistance with flexibility and ease of use, the TopLab ranges are available in an attractive and timeless palette of high-quality décors.

Trespa® TopLab® PLUS and Trespa TopLab® VERTICAL

EBC (Electron Beam Curing) is Trespa's fast, non-thermal curing method which uses high-energy electrons at a controlled rate to cure the surfaces of TopLab® PLUS and TopLab® VERTICAL. The resulting closed surface has excellent smoothness, chemical resistance and cleanability.

TopLab® PLUS is the ideal choice for environments where hygiene, resistance to aggressive chemicals and cleaning agents, avoidance of contamination and bacterial growth, sustainability and safety are paramount. TopLab® PLUS is widely used for high-quality, performance worktops in a range of laboratories, including chemical, physical and analytical.

Trespa TopLab® VERTICAL is easy to clean, does not support bacterial growth, and has high resistance to most aggressive chemicals and cleaning agents. This makes it ideal for demanding vertical applications in functional and laboratory applications, such as cabinetry, integrated wall solutions, special coverings for modular elements, lining of fume hoods and splashbacks.


Trespa® TopLab® BASE

Trespa TopLab® BASE (formerly Trespa Athlon) is a good-looking, robust and long lasting panel, ideal for applications where high scratch and wear resistance are of great importance, but the chemical resistance of the surface is not critical. TopLab® BASE has excellent resistance to impact and is not adversely affected by moisture. Frequently used in educational, laboratory and institutional applications for worktops, furniture and shelving, the versatility of TopLab® BASE is renown throughout the world.




Trespa® TopLab®BASE - The heavy duty surface


For excellent impact resistance.



E0-00
WHITE
6, 13, 16, 20 mm




S0-00
SPECKLE WHITE
16 mm



E0-015
PASTEL GREY
6, 13, 16, 20 mm




S0-015
SPECKLE PASTEL GREY
16 mm




E0-02
SILVER GREY
6, 13, 16, 20 mm




S0-02
SPECKLE SILVER GREY
16 mm




E25-01
ICEY BLUE
16 mm



S25-01
SPECKLE ICEY BLUE
16 mm



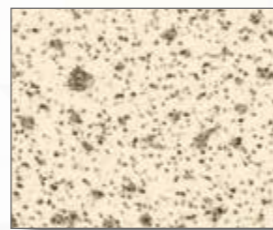
E0-04
MID GREY
16 mm



S0-04
SPECKLE MID GREY
16 mm



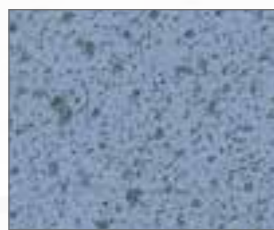
E3-01
SAND
16 mm



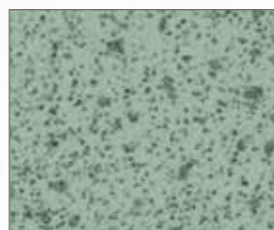
S3-01
SPECKLE SAND
16 mm



E0-07
SLATE GREY
16 mm



S17-32
SPECKLE POWDER BLUE
16 mm



S20-12
SPECKLE AQUAMARINE
16 mm



CO-09
BLACK CRAQUELE
16 mm



W71-03
SILVER MAPLE
16 mm



W74-01
OAK
16 mm



W14
FRENCH WALNUT
16 mm



W20
BLEACHED PINE
16 mm




W27
DENVER OAK
16 mm

Available sheet sizes:
2550 x 1860 mm, 3050 x 1530 mm

Trespa® TopLab®PLUS - For outstanding chemical resistance

Manufactured with Trespa's in-house EBC technology.




T03.0.0
WHITE
16, 20 mm




T03.1.0
PASTEL GREY
16, 20 mm




D02.1.0
PASTEL GREY/SILVER
16, 20 mm



T03.4.0
SILVER GREY
16, 20 mm



T05.0.0
PURE WHITE
16 mm



T21.1.1
GLACIER BLUE
16 mm



T70.0.0
SLATE GREY
16 mm



T90.0.0
BLACK
16, 20 mm


Available sheet sizes:
2550 x 1860 mm, 3050 x 1530 mm




SEFA-3
Tested and certified
according to international
standards

Trespa® TopLab®VERTICAL - For high demanding applications


Manufactured with Trespa's in-house EBC technology.



K03.0.0
WHITE
6 mm



K03.1.0
PASTEL GREY
6 mm



K03.4.0
SILVER GREY
6 mm

Available sheet size:
3050 x 1530 mm



SEFA-8
Tested and certified
according to international
standards

Please Note:

Other Trespa TopLab standard colours not stocked in the UK are available to order.

EBC manufactured panels can be customised to order for non standard colours, subject to terms and conditions.

Colours and patterns in this document are a digital representation of the actual product and may vary slightly from Trespa panel colours.

Samples are available to clients and customers to ensure suitability of colour choice.

Light, neutral or pastel shades with or without speckled pattern overlay are often preferred for high traffic areas due to their longer lasting visual aesthetic effect.

All TopLab samples are available upon request.

Useful information

Handling Trespa TopLab

Trespa panels should be lifted & carried, with large panels carried vertically to prevent them from flexing.

Fabricating Trespa TopLab

Cutting Trespa TopLab panels is comparable to cutting high quality hardwood.

Trespa panels may be machined using carpentry tools.

The use of Tungsten Carbide tools is advised.

Cleaning Trespa TopLab

The surface of Trespa TopLab can be easily cleaned with household cleaners, water or soap for example. Abrasive or polishing agents however, should not be used.

Severe staining

Severely stained surfaces, or where normal staining such as dust, pencil, ink, tea, coffee, grease, water-soluble paints and adhesives has built up over a long period of time, can be easily cleaned. Hot water and an interior detergent or soap-based cleaning agent can be applied with a sponge or soft nylon brush to the surface and left to soak for a while. The cleaning agent should then be rinsed off with clean water and dried with an absorbent cloth.

Removing special staining

Organic solvents such as acetone, white spirit, turpentine or petroleum can be used where solvent based varnishes and adhesives have been spilt.

Two-part paint or adhesive, synthetic resin and the like should be immediately removed with water or an organic solvent. Once these products have set they cannot be removed without damaging the surface.

Using disinfectants

When a more thorough cleaning is required stronger cleaners or disinfectants adapted to the usage can be used, such as:

- Alcohol, preferably 60-70 % solution in water.
- Aldehydes, although not in, or in combination with, quaternary ammonia compounds.
- Chlorine separating compounds. However, long term use of these products can cause certain pigments to fade.
- Phenols, not to be used for kitchen disinfection.
- Peroxide compounds (hydrogen peroxide and organic peracids).
- Quaternary ammonia compounds.

Caution

Always follow the manufacturer's instructions carefully when using any cleaning agent or disinfectant.

Using a combination of products may cause unwanted chemical reactions which produce harmful gases.

When surfaces have been cleaned with aggressive cleaning agents, they should be rinsed well to dilute the cleaning agent and prevent it from drying on the panel surface.

Further handling, fabrication and cleaning instructions can be downloaded at www.trespa.info

Trespa products are tested and certified according to international standards in relation to chemical resistance, low emission, food contact and other properties.




Trespa® TopLab®PLUS SEFA 3-2010 Trespa® TopLab®VERTICAL SEFA 8-2007

TopLab^{PLUS} has been tested to SEFA 3-2010 and TopLab^{VERTICAL} tested to SEFA 8-2007, with the vast majority of chemicals tested leaving no detectable stain, loss of gloss or change in work surface material. Good housekeeping however, remains the best way of safe-guarding the good looks and performance of all Trespa panels.

Trespa® TopLab® Typical Usage

| Laboratory Type | Main Requirement | Recommended Products |
|-------------------------|--|--|
| Biological and Clinical | <ul style="list-style-type: none"> • High stain resistance In biological and clinical application areas, benchtops need to be both stain resistant and easily decontaminated. TopLab^{PLUS} meets these requirements. TopLab^{VERTICAL} high stain resistance is essential for splashbacks, linings of fume hoods, wall linings and special coverings for modular elements. | TopLab ^{PLUS} TopLab ^{VERTICAL} |
| | <ul style="list-style-type: none"> • Radio-labelled compounds The cross-linked surface of TopLab^{PLUS} and TopLab^{VERTICAL} makes them impermeable to radio-labelled compounds. | TopLab ^{PLUS} TopLab ^{VERTICAL} |
| | <ul style="list-style-type: none"> • Easy to disinfect The large size of the TopLab^{PLUS} and TopLab^{BASE} panels reduces the number of joints necessary, making them ideal for sterile work areas. | TopLab ^{PLUS} TopLab ^{BASE} |
| | <ul style="list-style-type: none"> • Hygienic The smooth surface finishes of TopLab^{PLUS}, TopLab^{VERTICAL} and TopLab^{BASE} do not support the growth of bacteria or fungi. Micro-organisms cannot penetrate the surface or the core and risk of contamination is low. | TopLab ^{PLUS} TopLab ^{VERTICAL} TopLab ^{BASE} |
| Chemical | <ul style="list-style-type: none"> • Chemical resistance TopLab^{PLUS} is designed to resist the most aggressive chemicals. Spills or contact with most chemicals, solvents or detergents will not damage the surface, or leave stains if they are removed within 24 Hours. | TopLab ^{PLUS} |
| | <ul style="list-style-type: none"> • Heat resistance TopLab^{PLUS} and TopLab^{VERTICAL} can be used in situations where the surface is exposed to temperatures (dry heat) up to 160°C continuously. Being a thermoset material it will not lose its mechanical strength under these circumstances. | TopLab ^{PLUS} TopLab ^{VERTICAL} |
| Physical/ Educational | <ul style="list-style-type: none"> • Impact resistance The optimal combinations of modulus of elasticity, tensile strength and flexural strength makes TopLab panels very resilient and therefore, highly impact resistant. | TopLab ^{BASE} TopLab ^{PLUS} TopLab ^{VERTICAL} |
| | <ul style="list-style-type: none"> • Abrasion & scratch resistance TopLab^{BASE} decorative surface is impregnated with melamine resin (one of the hardest resins known) making it extremely scratch resistant. It is therefore, suitable for applications involving heavy appliances such as ovens, chromatographs, televisions and computer equipment, where chemical resistance is not critical. | TopLab ^{BASE} |
| | <ul style="list-style-type: none"> • Heat resistance TopLab panels retain all their characteristics in temperatures ranging from -40°C to + 180°C. | TopLab ^{BASE} TopLab ^{PLUS} TopLab ^{VERTICAL} |



System Supplier: